

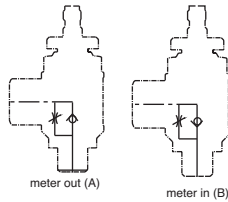
Input Pressure: 150 psig max.

Mounting: Directly into #10-32 port


Ports: Rotating input port allows 360° positioning #10-32 port

Flow Direction: Arrow on valve body shows direction of controlled flow

Adjustment: Screwdriver slot; slotted knurled knob with lock nut on #5-80 (MFC) or #10-80 (JFC) threaded needle shaft for fine adjustment; or recessed slotted needle

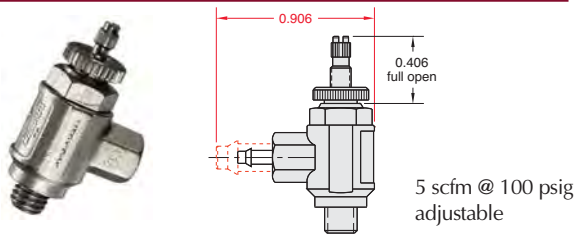


#10-32 Valves, Knurled Knob



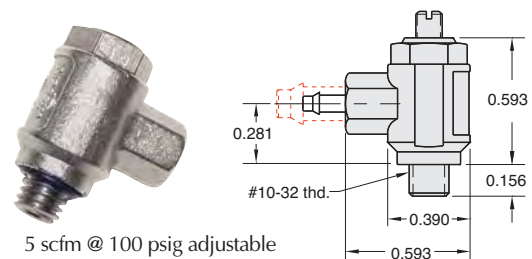
| Part No. | Description |
|--------------------------|--|
| MFC-3AK | Meter Out Control Valve, #10-32 Female Side Port |
| MFC-3AK1 | Meter Out Control Valve, 1/16" Barb Side Port |
| MFC-3AK2 | Meter Out Control Valve, 1/8" Barb Side Port |
| MFC-3BK | Meter In Control Valve, #10-32 Female Side Port |
| MFC-3BK1 | Meter In Control Valve, 1/16" Barb Side Port |
| MFC-3BK2 | Meter In Control Valve, 1/8" Barb Side Port |

#10-32 Valves, Screwdriver Slot



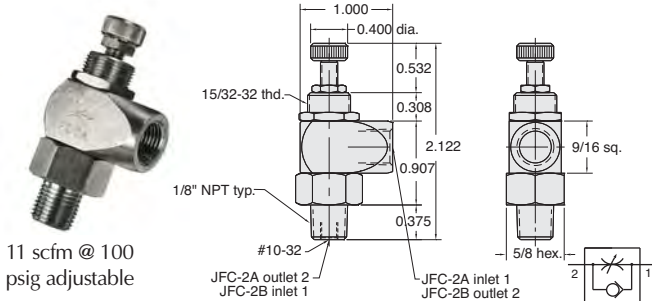
| Part No. | Description |
|-------------------------|--|
| MFC-3A | Meter Out Control Valve, #10-32 Female Side Port |
| MFC-3A1 | Meter Out Control Valve, 1/16" Barb Side Port |
| MFC-3A2 | Meter Out Control Valve, 1/8" Barb Side Port |
| MFC-3B | Meter In Control Valve, #10-32 Female Side Port |
| MFC-3B1 | Meter In Control Valve, 1/16" Barb Side Port |
| MFC-3B2 | Meter In Control Valve, 1/8" Barb Side Port |

#10-32 Valves, Recessed Needle



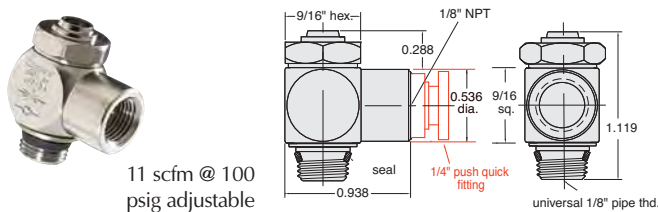
| Part No. | Description |
|--------------------------|--|
| MFC-3AR | Meter Out Control Valve, #10-32 Female Side Port |
| MFC-3AR1 | Meter Out Control Valve, 1/16" Barb Side Port |
| MFC-3AR2 | Meter Out Control Valve, 1/8" Barb Side Port |
| MFC-3BR | Meter In Control Valve, #10-32 Female Side Port |
| MFC-3BR1 | Meter In Control Valve, 1/16" Barb Side Port |
| MFC-3BR2 | Meter In Control Valve, 1/8" Barb Side Port |

1/8" NPT Control Valves, Knurled Knob



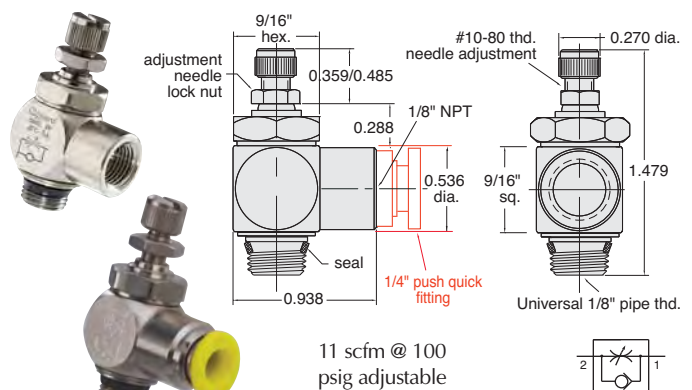
| Part No. | Description |
|------------------------|-----------------------------------|
| JFC-2A | Meter Out Control Valve, 1/8" NPT |
| JFC-2B | Meter In Control Valve, 1/8" NPT |

1/8" NPT Valves, Recessed Needle



| Part No. | Description |
|----------------------------|--|
| JFC-3AR | Meter Out Control Valve, 1/8" NPT |
| JFC-3BR | Meter In Control Valve, 1/8" NPT |
| JFC-3ARP08 | Meter Out Control Valve, 1/4" Push-Quick Fitting |
| JFC-3BRP08 | Meter In Control Valve, 1/4" Push-Quick Fitting |

1/8" NPT Valves, Knurled Knob



| Part No. | Description |
|---------------------------|--|
| JFC-3A | Meter Out Control Valve, 1/8" NPT |
| JFC-3B | Meter In Control Valve, 1/8" NPT |
| JFC-3AP08 | Meter Out Control Valve, 1/4" Push-Quick Fitting |
| JFC-3BP08 | Meter In Control Valve, 1/4" Push-Quick Fitting |